




Microorganism Multiplication

Bob the bacteria divides into two every 20 minutes. At time 0 minutes there is one Bob, after 20 minutes there are two Bobs, after 40 minutes there are four Bobs...



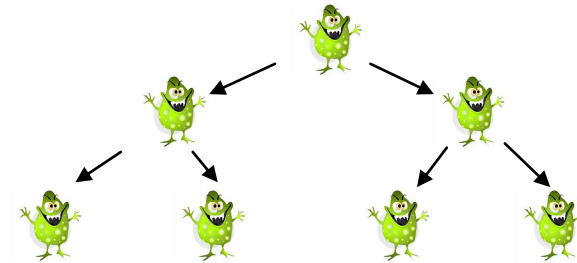
Task 1: How many Bob's will there be at the end of 4 hours?

| Time (minutes) | Number of Bobs |
|----------------|----------------|
| 0 | 1 |
| 20 | 2 |
| 40 | 4 |
| | |
| | |
| | |
| | |
| | |
| | |
| | |
| | |
| | |
| | |
| | |



Microorganism Multiplication


Bob the bacteria divides into two every 20 minutes. At time 0 minutes there is one Bob, after 20 minutes there are two Bobs, after 40 minutes there are four Bobs...



Task 1: How many Bob's will there be at the end of 4 hours?

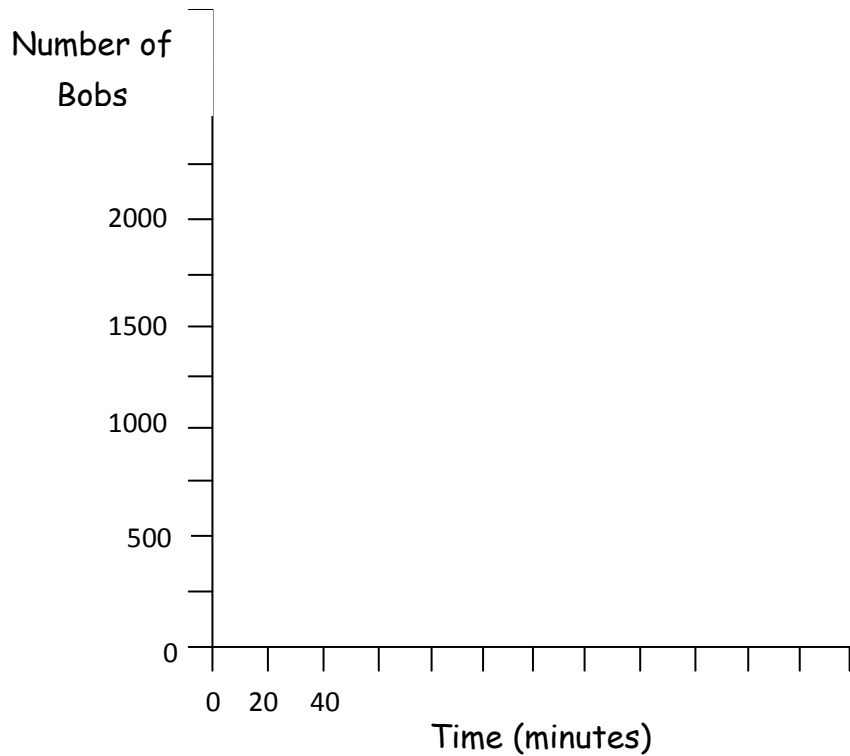
| Time (minutes) | Number of Bobs |
|----------------|----------------|
| 0 | 1 |
| 20 | 2 |
| 40 | 4 |
| | |
| | |
| | |
| | |
| | |
| | |
| | |
| | |
| | |
| | |
| | |

Microorganism Multiplication - Graph



Task 2: Use the data in your table to draw a line graph to show the growth of Bob the bacteria in four hours.

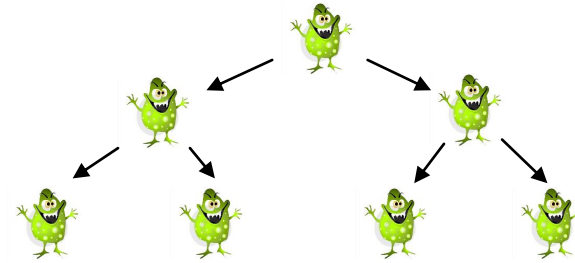
Hints:



Remember:

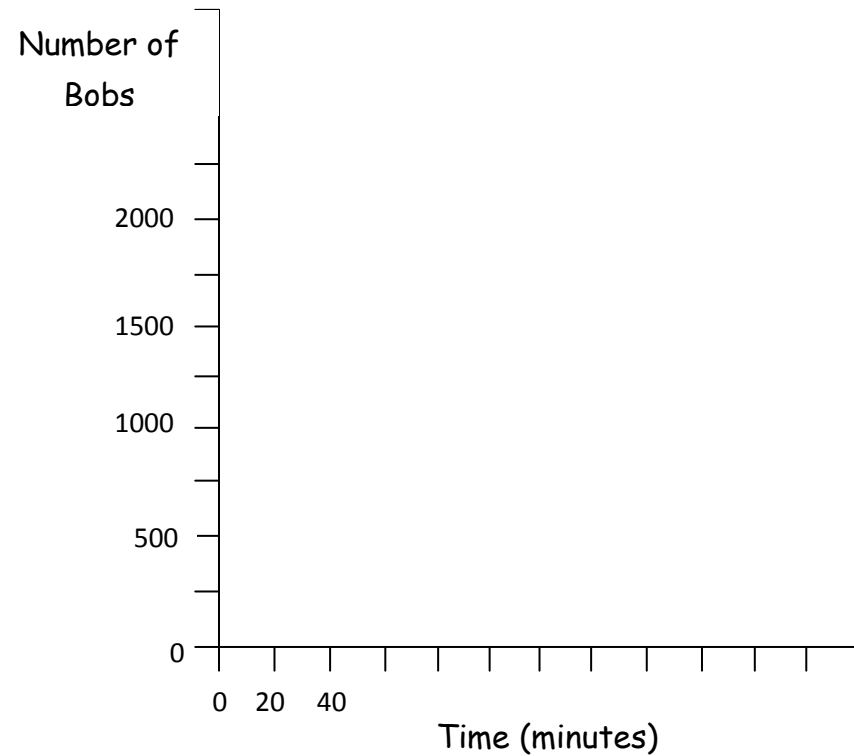
- Use as much of the graph paper as possible
- Join each cross with a ruler

Microorganism Multiplication - Graph



Task 2: Use the data in your table to draw a line graph to show the growth of Bob the bacteria in four hours.

Hints:



Remember:

- Use as much of the graph paper as possible
- Join each cross with a ruler